

用戶登入網頁

1. 請輸入客戶之用戶號和密碼並點選登入。



The image shows a blue login form with the title "登入" (Login) at the top. It contains two input fields: the first is labeled "登入賬號" (Login Account) and the second is labeled "密碼" (Password). Below the password field is a "忘記密碼" (Forgot Password) link. At the bottom right, there is a blue button labeled "登入" (Login) with a right-pointing arrow.

1. 請選擇“短訊(SMS)”收取一次性密碼之方式，並點選“發送”。



The image shows a blue screen titled "保安編碼" (Security Code). It asks the user to "請選擇以下那種方式收取一次性密碼：" (Please select the following method to receive a one-time password:). There are two radio button options: "短訊" (SMS) and "電話" (Phone). The "短訊" option is selected. A red box highlights a blue button labeled "發送" (Send) with a right-pointing arrow.

2. 用戶會收到包含一次性密碼之短訊(SMS)。

滙港資訊通知: 閣下 DEMO1
的一次性驗證編碼密碼:
579472

3. 輸入短訊內提供的一次性密碼，並點選“登入”。



The image shows a blue screen titled "保安編碼" (Security Code). It asks the user to "請輸入一次性密碼：" (Please enter a one-time password:). There is a text input field with a key icon and a right-pointing arrow. Below the input field is a "重新發送" (Resend) link. At the bottom right, there is a blue button labeled "登入" (Login) with a right-pointing arrow, which is highlighted with a red box.

4. 登入成功。

The screenshot displays the infocast web application interface. At the top, the user is logged in as 'Demo1' and the session expires at '06/04/2018 10:37 上午 登出'. The main navigation bar includes '市場資訊', '交易', '設定', '現在持仓', and '新股招股'. The interface is divided into several sections:

- Left Panel:** Contains '可動用現金結餘', '可買入證券上限', and '股票買賣' section with '買入' and '沽出' buttons. The '買入' section includes fields for '買站', '市場' (set to '港股'), '股票代號', '股價' (0.000), '股數' (0), '類別' (增強限價), and '離期' (即日有效). There are '清除' and '預覽' buttons at the bottom.
- Top Right:** A '證券 (選擇)' window is open, showing a table with columns for '買入' and '賣出'. The table contains several rows of zeros in parentheses, indicating no active orders.
- Main Content Area:** Displays '現價' (Current Price) for '0.000'. Below it are various market data points: '變動', '收市市價', '開市', '最高', '最低', '成交量', '成交金額', '每手股數', '掛牌', 'RSI9', 'MA10', '52周最高', '52周最低', and '振幅 %'. A '最新成交' section is also visible.
- Bottom Panel:** A '股票' window is open, showing a table with columns for '升跌幅(%)', '買入(元)', '賣出(元)', '最高(元)', '最低(元)', '成交金額(元)', and '成交量'. The table is currently empty.

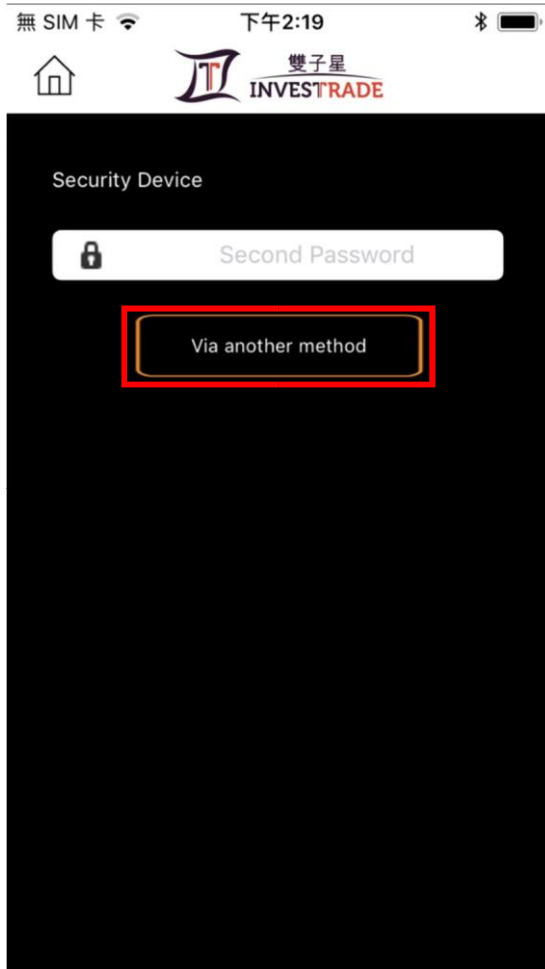
At the bottom of the page, there is a footer with the infocast logo and the text: '© 匯港資訊有限公司 版權所有 不得轉載'.

用戶登入 - 交易程式

1. 請輸入客戶之用戶號和密碼。



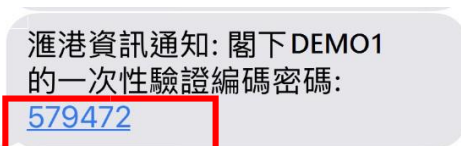
2. 請於二次密碼輸入頁面，選擇“經其他方式”。



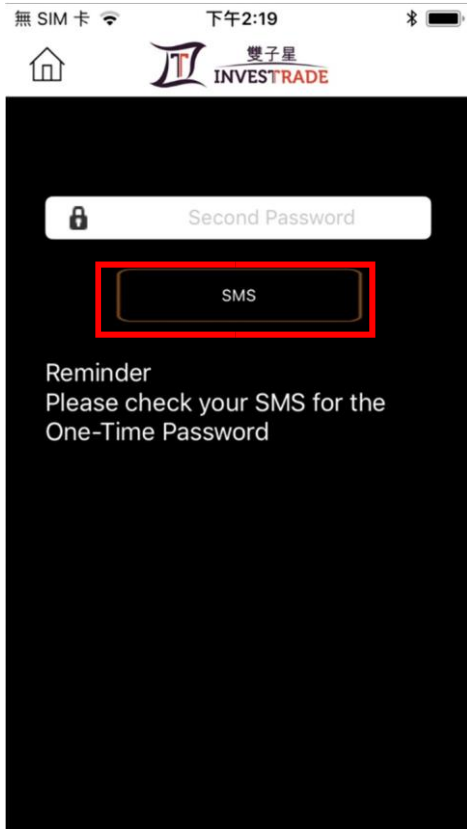
在彈出頁面選擇“短訊/SMS”方式手機收取一次性密碼。



6. 客戶手機會收到經由系統自動發出之一次性密碼短訊。



2. 3. 於手機交易程式二之密碼輸入頁面，輸入短訊內提供的一次性密碼，並點選“登入”。



4. 登入成功。

